



Bulls Eyes

CONTRACT CARPET TILES

Sweets
Collection
By Flooring Industries

product description

Bulls Eyes

- ◆ **Bulls Eyes** is a coordinating plain and Stipple luxury carpet tile; which is designed for functionality & practicality in its colour and yarn choice. Bulls Eyes has a choice of 18 standard colours and can be either broadloom or tessellated once installed.
- ◆ The product is manufactured in Alto Cromia yarn with an excellent reputation for durability and soil hiding making it suitable for most demanding commercial locations, where a balance between cost and performance is required.
- ◆ Bulls Eyes is a standard stock product and readily available for delivery being supplied to a net work of dealers through out the United Kingdom, via our website @ www.flooringindustries.co.uk

Usages

- ◆ Offices
- ◆ Schools
- ◆ Universities
- ◆ Public Buildings
- ◆ Industrial units
- ◆ Industry
- ◆ Banks

Bulls Eyes



Dark Grey Pattern



Dark Grey




Blue/Green Pattern



Blue/Green



Mid Blue Pattern



Mid Blue


Bulls Eyes



Light Grey Pattern



Light Grey



Green Pattern



Green




Light Blue Pattern




Light Blue

Bulls Eyes



Dark Red Pattern



Dark Red



Mid Brown Pattern



Mid Brown



Light Brown Pattern



Light Brown

Technical Specification

Bulls Eyes

Warranty

- ◆ 10 years subject to Flooring Industries Conditions

Construction.

- ◆ 1/10th gauge Cut pile stipple and plain. Alto Chroma Solution Dyed Nylon

Total Weight.

- ◆ 4.95kgs sq. mt. (Nom)

Pile Weight.

- ◆ 900Gms sq.mt. (Nom)

Backing.

- ◆ Bitumen with Glass fibre

Dimensions.

- ◆ Pile Height 4.0 mm (Nom) Total Height 8.0m Tile size 50cm x 50cm

Dimensional Stability.

- ◆ EN989. Max -0.2%

Colour Fastness.

- ◆ EN ISO 105-B02/ x12/ E01 Light: 6 Water: 4-5 Rubbing: 4-5

Static.

- ◆ Permanently antistatic: PrEN 1815 <2Kv IBM/ICL Pass

Flammability.

- ◆ BS 4790 low radius of char Thermal radiant panel ASTM E648

Comfort.

- ◆ EN1307 Luxury rating LC2

Usage.

- ◆ EN1307: 4 Heavy Commercial Use

Castor Test.

- ◆ En1307 rating 2.8Class A continuous use

Thermal Resistance

- ◆ Suitable for Underfloor Heating

Environmental

- ◆ Continually working on more environmentally friendly methods of manufacture

Installation

- ◆ Install to BS5325, CFA: best practice guide, Broadloom or Tessellated

- ◆ **We reserve all rights for technical improvements**

Bulls Eyes

Installation Specification

Product:

- ◆ **Bulls Eyes** 50x50cm x 8.0mm thick bitumen backed carpet tiles manufactured 100% Alto Chroma solution dyed Nylon. Available in 18 standard colour ways

Preparation:

- ◆ Installation should be carried out in accordance with the recommendations detailed in British Standard Code of Practice for Installation of Textile Floorcoverings BS 5325: 1983 (or any revision of this standard). It is also recommended that the installation should be in accordance with The Contract Flooring Association Manual for Installation of Textile Floorcoverings (October 1989). If surface tackifiers or other adhesives are to be used, the adhesive manufacturer's guidelines with reference to the Control of Substances Hazardous to Health (COSHH) Regulations and Section 6 of the Health and Safety at Work Act 1974 (as amended by the Consumer Protection Act 1987) should be consulted. Before commencing to lay tiles check that they are from the same batch number, which is stamped on the back of each tile. It is important that batches are not mixed as shades may vary from batch to batch.

Surface Preparation

- ◆ The floor should be clean, level, dry and free from any contaminants such as oil, grease and polish. A new concrete slab should have moisture content, when measured with a hygrometer, less than 75% relative humidity.
- ◆ Dusty floors and surfaces that are very absorbent should be swept clean and the surface sealed with an approved sealer. The sealer should be allowed to dry before the application of any tackifier or adhesive system.
- ◆ Concrete screeds should be sound and any damaged areas or holes should be made good using an approved screeding material.
- ◆ Vinyl tiles should be firmly adhered to the floor and all surface treatments should be removed prior to the application of the tackifier.
- ◆ Floorboards should be level and firmly fixed. Uneven surfaces should be levelled by the application of hardboard or plywood, and the latter may require sealing to prevent the absorption of applied tackifier

Application of surface tackifier

- ◆ In all Installations it is recommended that an all-over surface tackifier method should be used. We recommend an anti-slip surface tackifier such as F.Ball Styccobond F41 applied using a roller and tray. This method ensures that the correct amount of adhesive is applied and avoids over-application, which may cause problems with raised floor panels and timber floors. Never pour surface tackifier directly from the drum onto a raised flooring system. The tackifier must be allowed to dry to clear tacky film in accordance with the manufacturers instructions. Under no circumstances must the tiles be laid in wet tackifier.

Recommended Materials

- ◆ Flooring Industries Ltd recommends the following materials: -
- ◆ Tackifier F41
- ◆ Sealer F70
- ◆ Seeding Stopgap Powder/Liquid system as appropriate
- ◆ Surface cleaner Styccoclean
- ◆ Fabricated underlay:
- ◆ See Flooring Industries Installation guide Surface Preparation timber Floors only if required
- ◆ Carpet Tiles
- ◆ Tufted carpet tiles Bitumen backing with glass fibre non-woven fleece
- ◆ Carpet Manufacture and reference:

- ◆ Flooring Industries Ltd P.O Box 290 Watford Hertfordshire Wd24 7LA
Telephone no. 01924 211151 Fax no. 01923 818564

Reference:

- ◆ Bulls Eyes
- ◆ Type:
- ◆ Type N carpet tiles
- ◆ Classification:
- ◆ BS EN1307 LC2 Grade 4 Heavy Commercial
- ◆ Width:
- ◆ 50x 50 cm
- ◆ Height:
- ◆ 8,0 mm
- ◆ Colour Pattern:
- ◆ For complete technical literature or samples phone
- ◆ **01923 211151** or Email: sales@flooringindustries.co.uk